



19" Wall Rack

Characteristics of the 19" Wall Rack


- **Design:** 19" Wall Rack is designed three compartments, which consist of the front part, the middle part and the rear part. It is convenient to maintain.
- **Material:** The rack is made of 1.2 mm Electro-Galvanized Steel Sheet which is a thick, durable and 100% rustproof material.
- **Frames:** Vertical Mounted Frame is made of 2.0 mm Electro-Galvanized Steel Sheet which is a thick, durable and 100% rustproof material. It can be adjusted depending on the depth of the rack as requirement.
- **Roof:** The roof of rack can be installed the ventilating fan from 1 unit (standard) to 3 units (made to order).
- **Front Door:** The front door is 5 mm-transparency brown acrylic plastic which is thick and lightweight. It has a seal on the edge of the door to prevent dust. The front door has two Aluminum hinges and a turn-lock for security
- **Side Panel:** The side panel secures with a turn-lock and it is perforated to be well-ventilated.
- **Bottom Rack:** The bottom rack has a plate for covering and a hole with the dimensions 100 mm x 100 mm for putting cables through the hole. The additional ventilating fan can be installed at the bottom rack. (Optional)
- **Ground System:** There is the Ground System all parts of the rack with the earth cable kit.
- **Color:** The rack is a two-tone (light gray and dark gray) which is coated with powder epoxy by Electro-Static System for strength.
- **Accessories:** The rack is designed to provide customers with M6 bolts, cage nuts and plastic washers.
- **Quality Product Standard:** The racks meet quality product standards which are ANIS/EIA-310D-1992 (Rev.EIA-310-C), IEC 60297-1, IEC 60297-2, BS 5954: Part 2, DIN 41494.
- **Manufacturing standard:** ISO 9001: 2000 Company




Illustration




Front View



Top View



Side View



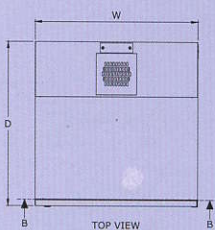
Bottom View

19" Wall Rack

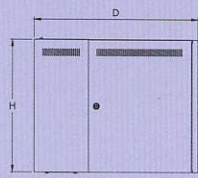
u	Height (mm.)	Height effective (mm.)	Order NO. (Width x Depth : mm.)		
1U = 44.45 mm.	H	h	600x400	600x500	600x600
6U	350	290	PW-6406	PW-6506	PW-6606
9U	485	425	PW-6509	PW-6509	PW-6609
12U	620	560	PW-6412	PW-6512	PW-6612

Remark:

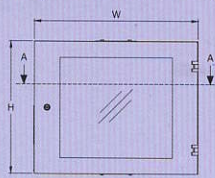
H= Height, h=Height Effective, W=Width, D=Depth



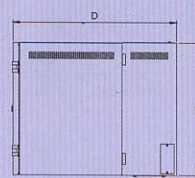
TOP VIEW



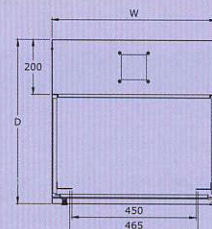
LEFT VIEW



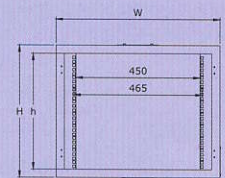
FRONT VIEW



RIGHT VIEW



SECTION A-A



SECTION B-B